



NHS Restore2 Template - S1 Mobile working

SystemOne

Purpose

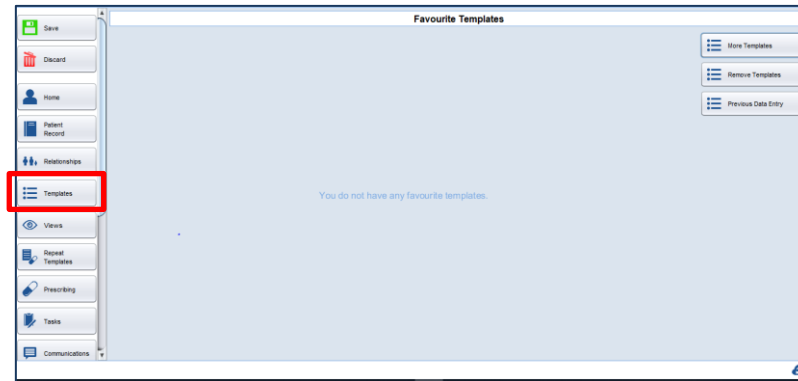
The purpose of this document is to support SystmOne Care Homes in the setup of the Restore2 Template to send to your GP practice.

This guide goes through the adding and completing of the template.

Adding the template to your favourites

If the above template is not visible you will not be able to use the Falls Template. Below are the steps to add this to your favourites.

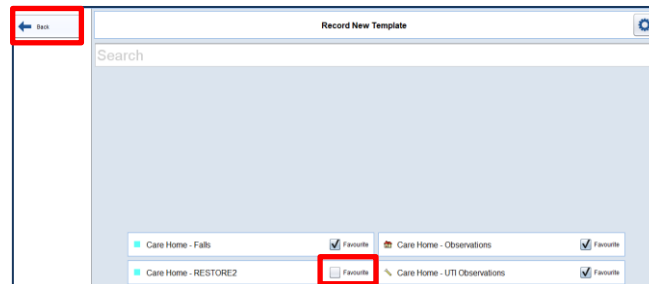
1. Retrieve the residents record then go to Templates on the left side bar.



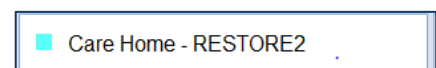
2. Click "More Templates" to the right.



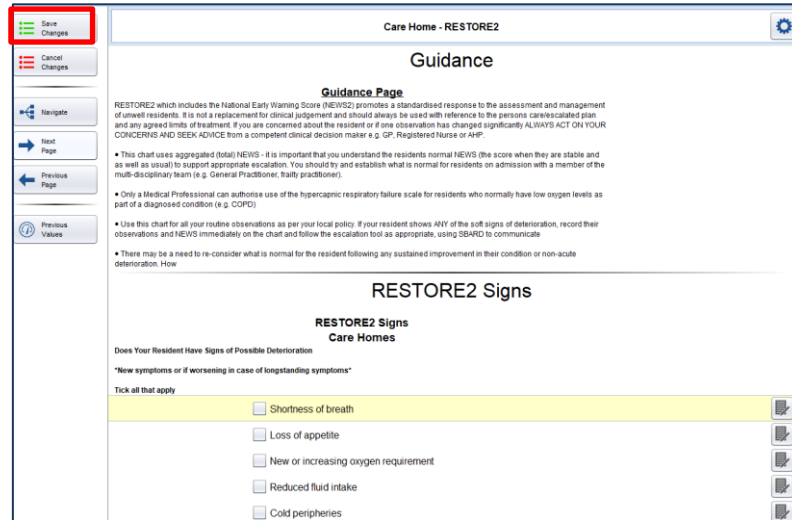
3. Tick the favourite's button for the Care Home Restore2 Template then click back.



4. The Template is now ready to use and will sit under Templates. To use the template, click on the template as shown.



- Complete the relevant fields then click save changes.



Care Home - RESTORE2

Guidance

Guidance Page

RESTORE2 which includes the National Early Warning Score (NEWS2) promotes a standardised response to the assessment and management of unwell residents. It is not a replacement for clinical judgement and should always be used with reference to the persons care/escalated plan and any agreed limits of treatment. If you are concerned about the resident or if one observation has changed significantly ALWAYS ACT ON YOUR CONCERNS AND SEEK ADVICE from a competent clinical decision maker e.g. GP, Registered Nurse or A&P.

- This chart uses aggregated (total) NEWS - it is important that you understand the residents normal NEWS (the score when they are stable and as well as usual) to support appropriate escalation. You should try and establish what is normal for residents on admission with a member of the multi-disciplinary team (e.g. General Practitioner, health practitioner).
- Only a Medical Professional can authorise use of the hypercapnic respiratory failure scale for residents who normally have low oxygen levels as part of a diagnosed condition (e.g. COPD).
- Use this chart for all your routine observations as per your local policy. If your resident shows ANY of the soft signs of deterioration, record their observations and NEWS immediately on the chart and follow the escalation tool as appropriate, using SBARD to communicate.
- There may be a need to re-consider what is normal for the resident following any sustained improvement in their condition or non-acute deterioration. How

RESTORE2 Signs

RESTORE2 Signs Care Homes

Does Your Resident Have Signs of Possible Deterioration

"New symptoms or if worsening in case of longstanding symptoms"

Tick all that apply

- ☐ Shortness of breath
- ☐ Loss of appetite
- ☐ New or increasing oxygen requirement
- ☐ Reduced fluid intake
- ☐ Cold peripheries

- Once completed send a Task to the GP to let them know you have completed the Restore2 Template.
- Then click "Save" to save these changes on the record.